

QVEE
AUTOMOTIVE | MINING | MARINE

Rubber Wheel Chock with Handle
#QVWCRO1H


www.qvee.com.au

DESCRIPTION

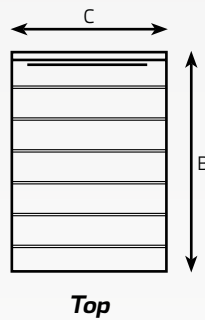
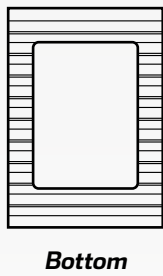
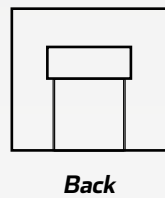
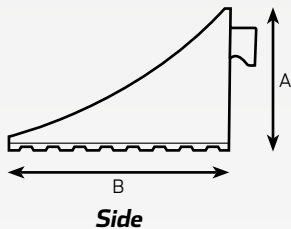
Rubber wheel chock with handle to suit light / heavy vehicles.

FEATURES

- Rugged moulded rubber construction
- Ribbed surface area
- Moulded carrying handle
- Fluorescent yellow reflective tapes for increased visibility
- Void bottom with ribbed cleat for maximum traction even on wet surfaces




TECHNICAL SPECIFICATIONS



Ribbed surface area



Moulded carrying handle



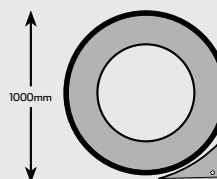
Ribbed cleat for maximum traction

DIMENSIONS

A	B	C
• 190mm	• 280mm	• 160mm

Material	• High quality moulded rubber
Colour	• Black with yellow reflective tape
Dimensions	• 280mm L x 160mm W x 190mm H
Bottom	• Ribbed bottom

SUGGESTED USE



Up to 45" tyre size. An optimal safety wheel chock should approximately be 1/4 in height of the fitted tyre.

- Car
- Ute
- Trailer
- 4WD

*Wheel chock should be placed squarely and centered againsts the tyre with the park brake on.